

Leveraging the Benefits of Smart Mobility via an Integrated Data Platform

Dr. Felix Creutzig



About the Author

Dr. Felix Creutzig is head of the working group on Land Use, Infrastructures and Transport at the Mercator Research Institute on Global Commons and Climate Change (MCC) and Chair of Sustainability Economics at the Technische Universität Berlin. As of January 2020, he is also a Non-Resident Fellow at the Israel Public Policy Institute (IPPI).

Felix Creutzig holds a PhD in computational neuroscience from the Humboldt University of Berlin. He was a postdoctoral fellow at the University of California at Berkeley, where he researched climate change mitigation in the transportation sector and, and a visiting fellow for the Energy Foundation China, where he analyzed the effects of an inner city toll in Beijing. Felix was also a lead author of the Global Energy Assessment as well as the IPCC Fifth Assessment Report. As president of Netzwerk Europa, the alumni association of the Studienkolleg zu Berlin, he has been dedicated to building a common Europe.

About the Program

This policy brief was written in the framework of the fellowship program “Decarbonization Strategies for the 21st Century: German-Israeli Perspectives”, organized and executed by the Israel Public Policy Institute (IPPI), the Institute for Advanced Sustainability Studies (IASS Potsdam) and the Heinrich Böll Stiftung Tel Aviv (HBS Tel Aviv) in partnership with the Israel Innovation Authority, the Israeli Ministry of Environmental Protection, and the Fuel Choices and Smart Mobility Initiative at the Israel Prime Minister’s Office.

Against the backdrop of the Paris Agreement, the program invited policy professionals from Germany and Israel to explore issues relating to the transition to low-carbon economies, with the aim of fostering increased cooperation and exchange of ideas and knowledge between relevant stakeholders from academia, civil society and the governments of both countries. The opinions expressed in this policy brief are solely that of the author and do not necessarily reflect the views of any of the program partners.

Acknowledgments

The author would like to thank the Israel Public Policy Institute (IPPI), the Institute for Advanced Sustainability Studies (IASS) and the Heinrich Böll Stiftung Tel Aviv (HBS Tel Aviv) for their generous support of this work, and to the Fuel Choices and Smart Mobility team members for their input, time and support throughout the preparation of the report. The opinions expressed in this policy brief are solely those of the author and do not necessarily reflect the views of any of the program partners, their officers, or employees.

Suggested Citation:

Creutzig, Felix. (2020). Leveraging the Benefits of Smart Mobility via an Integrated Data Platform. Policy Paper Series "Decarbonization Strategies in Germany and Israel". Potsdam/Tel Aviv: Institute for Advanced Sustainability Studies (IASS), Israel Public Policy Institute (IPPI), Heinrich-Böll-Stiftung Tel Aviv.

DOI: 10.2312/iass.2020.029

Contents

1.	Executive Summary	5
2.	Introduction	6
3.	The Case for Integrated Data Management	9
4.	Public Good Provision – Governments	10
5.	Innovation – Business	16
6.	Participation and Public Spaces Consumers and Citizens	18
7.	Characterizing an Integrated Data Platform [IDP]	20
8.	Measuring Success	21
9.	Measuring Costs and Risks	23
10.	Data Quality and Quantity	25
11.	Services Provided	28
12.	Desirable Properties	28
13.	Ownership and Access Rights	29
14.	Governance Options and Design Solutions	31
15.	Policy Action Towards Designing an Integrated Data Platform	37
16.	References	39

1. Executive Summary

Increasingly abundant big data and artificial intelligence applications are restructuring economic activities and daily life. This is epitomized in the notion of the smart city, and especially visible on our streets, where e-scooters or pool-riding services are added every month and reshape our mobility. It's a time of experimentation and that may be a good thing. Yet, there are also signs of discontent, raising the question of how big data can be managed and organized in a way that reduces congestion and improves the daily travel routines of millions of citizens, supports the wider public good while also leveraging Israel's potential as a start-up nation. Here, we take the example of smart mobility in Israel to investigate how integrated data management can multiply the benefits of big data applications, while effectively managing risks. We find that integrated data platforms offer an opportunity to leverage benefits if three key design principles are followed:

1. Open (but not necessarily free) data access;
2. Maintaining the privacy, agency and participation of individuals, users, and the public; and
3. Tailoring mobility services to meet well-defined goals of public policy.

2 Introduction

There is no question that big data and artificial intelligence will shape our common future. Our smartphones provide and obtain an immense amount of data that helps advertisers promote appropriate products and enable online maps to accurately predict optimal routing. Looking a decade ahead, ubiquitous facial recognition, drone delivery, and smart energy usage in buildings are likely to reshape our lifestyles, if not our identity. Smart mobility plays a central role. As a keystone option, smart mobility emerges at the nexus of the global megatrends: digitalization, urbanization, and climate change. Apps, big data and artificial intelligence enable the provision of new mobility services that are enthusiastically embraced in cities worldwide, especially among young professionals, who appreciate the flexibility of multi-modal transport around the clock. Options include car sharing, e-scooters, bike sharing, ride pooling, and seamless boarding of public transit, topped off by the integration of multi-modal use in a smart mobility data platform that allows for frictionless use of a plethora of modal choices, depending on the trip purpose, time and location. Smart mobility is self-accelerating: as applications require location data, services provide ever more of these data. But smart mobility is also constrained by existing infrastructure, path-dependent private vehicle use, and existing regulation.

As yet it is unclear what digitalization will bring. There are both enthusiasts and doomsayers, each convincingly arguing their case. The former predict a digital utopia where new technology will facilitate life and sustainable solutions; the latter see mass unemployment, surveillance states, and digitalization as rocket

fuel for energy demand and climate change. There is no law that dictates what pathway will be taken. Instead, it is up to human agency to shape technology in our own interests. This requires active governance¹.

Smart mobility is heralded as a new solution for congested urban spaces. Yet a survey among Israel-based stakeholders reveals that smart mobility entrepreneurs are mostly concerned about commercial opportunities and lack a deeper understanding of what is required to transition to sustainable mobility². Noy and Givoni state that “the belief amongst those entrepreneurs, it emerges, is that technological developments alone, specifically with respect to autonomous and connected vehicles, can lead to sustainable transport. This should be a real concern if those same actors are the ones who lead and pave the way forward for transport planning”³. Active government involvement is thus required to steer smart mobility for the public benefit.

This policy brief asks how big data and artificial intelligence methods in smart mobility can best be managed to deliver desirable goals such as incubation of further start-ups, less gridlock on streets, and better environmental quality. Given the hype about artificial intelligence and big data, and their potential to shape the technosphere and society, it is surprising how little attention is paid to the active role of governance. By directing technological innovation, vast potentials for improving the mobility of stressed urbanites and commuters can be leveraged – potentials that also have global market potential. It's time to move from ‘smart mobility’ to ‘smart and sustainable mobility’ and meet the unfulfilled demand for better urban and sub-urban living across the world.

Given the hype about artificial intelligence and big data, and their potential to shape the technosphere and society, it is surprising how little attention is paid to the active role of governance.

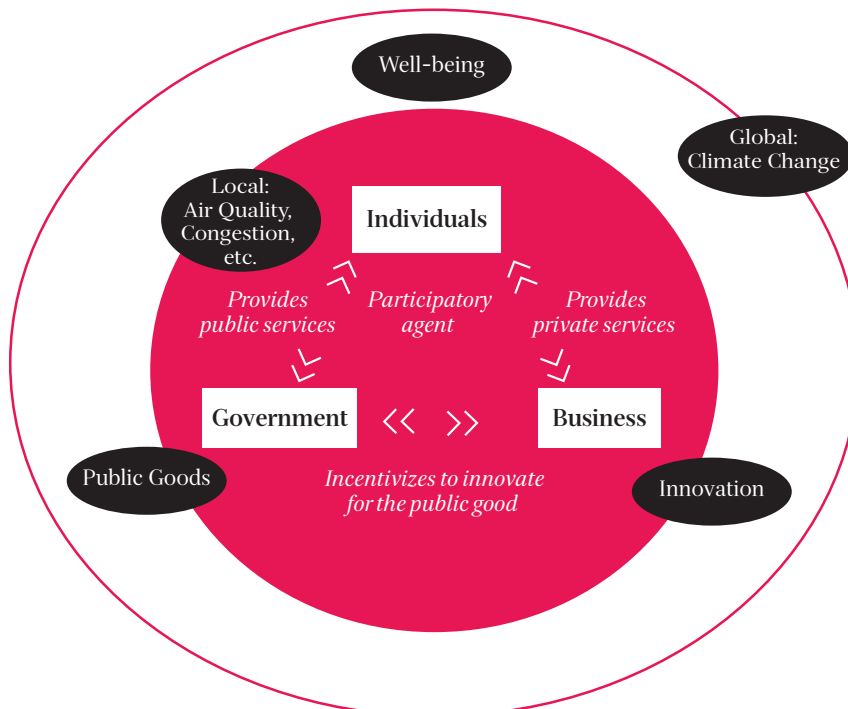
What are the key tools required to achieve these noble goals? There is wide agreement that data integration leverages potential for society and business. The hypothesis is that an integrated data platform (IDP) for smart mobility is central to the governance architecture of smart mobility. But the barriers to data integration, its societal risks, and the ownership of data and access rights are hugely contested. Some issues are intensively discussed among decision-makers, while other stakeholders quietly try to establish facts and aggregate a multitude of data. It's a good time to become active and steer the debate and the design of the envisaged data platform, enable participation by all relevant stakeholders, and give joint deliberation a place.

This policy brief proceeds in three steps. First, it will delineate the potential and opportunity of an integrated data platform. Second, it will discuss possible design options for the IDP. Third, it will suggest the next policy steps to advance the IDP.

3. *The Case for Integrated Data Management*

When it comes to smart mobility, there are multiple stakeholders, each with their own interests. Governments may want to improve the public good, at least in principle. Businesses seek new opportunities for innovation and profits. And citizens would like to improve their well-being and be active participants in decision-making and safeguarding their immediate environments. The relationship between these spheres is sketched out in Figure 1; each perspective is discussed in turn.

Figure 1. Agents with Stakes in an IDP on Smart Mobility



4. *Public Good Provision – Governments*

On the one hand, governments are interested in providing an integrated data platform because it facilitates the effective provision of public goods and services, such as uncongested roads, urban planning for good quality of life, and improved air quality. On the other hand, governments may also want to invest in an open-access IDP to facilitate new business opportunities. In this function, an IDP would in itself constitute a public good by fulfilling two characteristics: every interested party can get access to the data; and every interested party can make use of the data without compromising the ability of others to do the same.

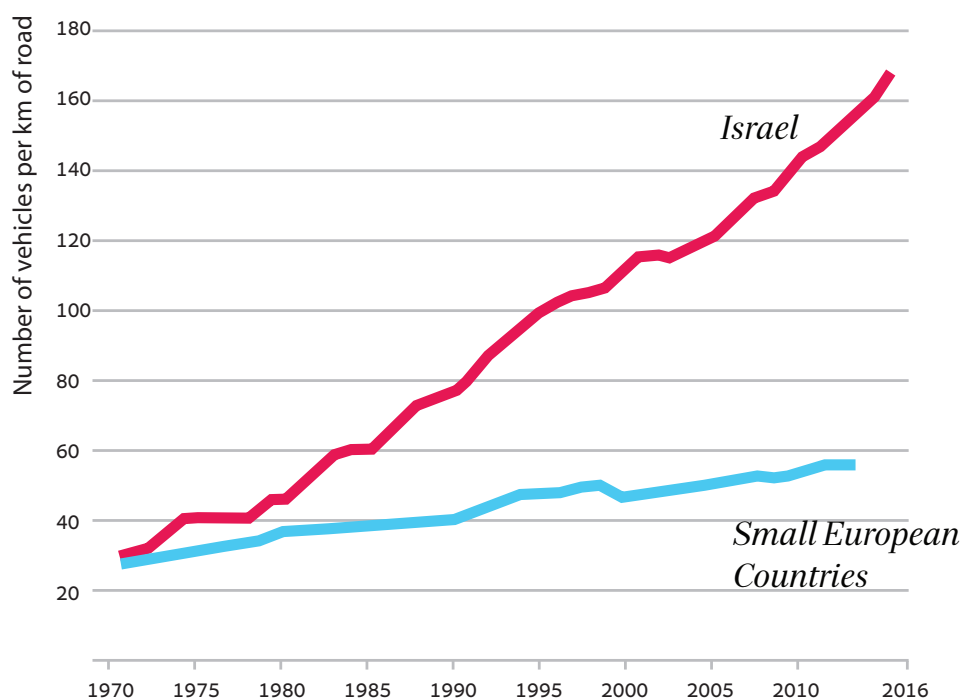
The supporting role an IDP can play in the provision of public goods is based on two arguments. First, that issues like congestion, air pollution, accidents and noise constitute major concerns that impinge on well-being and productive activities. Second, that an IDP can play a considerable role in addressing this issue.

Traffic congestion is a major burden on Israel's economy and quality of life. Although congestion has a negative impact on economies worldwide, Israel is disproportionately affected. While the numbers of vehicles per road space were broadly similar in Israel and small European countries in 1970, nowadays Israel has three times more vehicles per road space (Figure 2)⁴. Tel Aviv is in the top 5% of the world's most congested cities and ranks 19th in a worldwide congestion index, competing here only with large Asian megacities⁵. In peak hours, times in traffic can easily double from 30 minutes driving time to nearly one hour. Israelis spend an average of more than an hour in

An IDP would in itself constitute a public good by fulfilling two characteristics: every interested party can get access to the data; and every interested party can make use of the data without compromising the ability of others to do the same.

traffic each day. By the end of the next decade, it will be two hours a day. These costs of time translate into lost working time with an estimated value of about 2% of GDP⁶. Quality time with one's family is also eroded. Time in congestion is one of the main (cited) reasons for people being unhappy and stressed⁷, facilitating street-network-wide aggression.

Figure 2. Congestion on Roads in Israel and Small European Countries



Number of vehicles per km of road in Israel and small European countries (Belgium, Denmark, Netherlands, and Switzerland)⁸

Air pollution is another major problem connected to car traffic and congestion in dense urban agglomerations. In a 2012 report for the Ministry of Environmental Protection, Israel's external costs of air pollution from transport were estimated at about 4.5 billion NIS per year, or 0.7% of GDP. This is lower than estimated by a previous study conducted by the Finance Ministry's Scientific Department (2% of GDP)⁹. Yet both of these

studies relied on extrapolating methods from the WHO and the EU. A case study of particulate matter 2.5 in Israel suggests that this pollutant alone – if attributed to vehicular sources – caused between 488 and 683 deaths annually. In terms of economic impact, this translates into external costs of between 0.84% and 2.3% of GDP¹⁰, when scaled with the relative factors of the 2012 study on the external costs of air pollution with other pollutants included. Air pollution is closely associated with asthma, cardiovascular diseases and lung cancer. 6% of Israeli male soldiers suffer from asthma¹¹. Reducing air pollution reduces the burden on hospitals, and facilitates better economic and social participation.

Accidents, noise, and climate change are other notable costs of car transport. Accidents are one of the deadliest dangers of daily life, especially to pedestrians. According to OECD data, the share of pedestrian fatalities in total road fatalities is higher in Israel than in most industrialized countries, accounting for nearly one third of all road fatalities¹². In 2017, there were 323 fatal road accidents. With the costs of each life estimated at around 2.4 million EUR (taking EU standard values adjusted for GDP PPP in 2017), this translates into about 0.25% of Israel's GDP, ignoring the social costs of injuries and vehicle damage.

While climate change costs are high, their effect is globally distributed, a key difference to the other externalities that are of direct local concern. Israel's land transport was responsible for 17.7 MtCO₂e in 2015, which translates into a shadow price of about half a billion \$US, or 0.17% of GDP in 2015, assuming current EU ETS price levels of about 28€/tCO₂. The real social costs of carbon are more difficult to ascertain, but are likely to be higher by at least a factor of 10¹³, amounting to about 1.7% of GDP. Given that leading climate economists agree that the

An IDP would in itself constitute a public good by fulfilling two characteristics: every interested party can get access to the data; and every interested party can make use of the data without compromising the ability of others to do the same.

likelihood of social system collapse due to extreme heat and storms, insufficient food supply and malnourishment, and resulting conflicts is constantly increasing¹⁴, there is a strong case for pursuing radical climate change mitigation, too.

Altogether, the externalities of car transport in Israel amount to between 3.2% and 6.3% of GDP (see Table 1; noise and injuries are excluded from this calculation). Research on the relatively extreme case of Beijing has shown that externalities of car transport due to congestion, car accidents, climate change, and, to a lesser degree, air pollution can cost between 7% and 15% of GDP¹⁵. As a result, society is spending huge amounts of money on defensive costs, most of which could be avoided and redirected into productive investments that improve well-being and pave the way for a future-proof economy.

Table 1. Social Costs of Road Transport in Israel
(data between 2012 and 2018)

Congestion	approx. 2%	OECD, 2019
Air pollution	0.8-2.3%	Ginsberg et al, 2016
Accidents	0.25%	National Road Safety Authority
Climate change	0.17-1.7%	Mattauch et al, 2019
Total	3.2-6.3%	

The key question is then how an IDP can support the transformation of the transport system in order to improve the daily life of commuters and residents in a notable way. A short look at urban areas that boast a high quality of life, as evidenced by multiple rankings, such as Vienna, Zurich or Copenhagen, reveals that an IDP is not necessary to bring about the envisaged

benefits. These cities are built on a dense and high-capacity public transit system, urban planning as transit-oriented development, and bicycle highways, with restricted parking in inner cities. The Tel-Aviv lightrail will improve the situation, but it will not suffice to make a notable impact in a growing economy. The real question is thus whether an IDP can support the reduction of congestion, air pollution, and accidents when high investments in public transit are politically not feasible, or when suburbanization makes efficient public transit difficult to realize. And here the answer is a resounding yes.

The key to envisaging a congestion-free, environmentally friendly urban transit system with limited public transit capacity (although some capacity must be there) is shared mobility. Radical shared mobility scenarios demonstrate that congestion-free travel is possible even with cars. The International Transport Forum conducted two key studies that modeled shared mobility scenarios for Lisbon and Helsinki. The detailed models show that replacing private car traffic with new shared mobility services in urban areas dramatically reduces the number of cars needed, cuts CO₂ emissions, and frees large swathes of public land for uses other than parking – without making it more difficult for users to get from door to door. With these shared services, all of today's car journeys in Helsinki's Metropolitan Area could be provided by just 4% of the current number of private vehicles. The best results in terms of reducing emissions and congestion are achieved when all private car trips are replaced by shared rides:

- CO₂ emissions from cars would fall by 34%;
- Congestion would be reduced by 37%;
- A lot of public parking space could be used for other purposes.

The key to envisaging a congestion-free, environmentally friendly urban transit system with limited public transit capacity (although some capacity must be there) is shared mobility.

Shared mobility also means fewer transfers, less waiting, and shorter travel times compared to traditional public transport. This could attract car users that do not currently use public transport and encourage a shift away from individual car travel.

A key requirement for achieving frictionless radical sharing scenarios is the seamless integration of different transport modes with an IDP. One advantage of this scenario is that it does not require massive infrastructure investments and may be faster to implement and generate tangible results compared to expanding the railway infrastructure. It may also be preferable because of the higher system speed (travel time from door to door) it facilitates. It will, however, still depend on mass rapid transit along key arteries and corridors that would otherwise still be congested if used only by shared mobility. Finally, such a smart shared mobility scenario may be particularly fitting for Israel as a tech-affine start-up nation.

A key requirement for achieving frictionless radical sharing scenarios is the seamless integration of different transport modes with an IDP.

5. *Innovation – Business*

The second key argument to be made for fostering an IDP in Israel: Access to integrated mobility data and the provision of a vast opportunity space for shared mobility can fuel the Israel start-up economy. Values generated in mobility are rapidly shifting from hardware (cars) to software (digitized mobility services). Business and start-ups have significant interests in integrated data. Machine learning algorithms require considerable data of high quality to be trained and used for generalized learning and new applications. Companies that leverage customer behavioral insights outperform their peers by 25% in gross margin¹⁶. Israel is in an ideal position to reap future rewards, and an IDP could serve as the capital and infrastructure that allow start-ups and business to thrive. The argument is that (mobility) data are required to train and implement any sort of algorithmic mobility service, and to provide ample innovation space to try out new solutions. For example, e-scooter providers can optimize the location where devices are deployed, and urban planners can optimally plan high-quality bike and two-wheeler networks.

The business sector has perhaps the most direct interest in an integrated data platform. A plethora of imagined and unforeseen business models and innovations could be established with the help of big data and machine learning tools. The most obvious case is the provision of multi-modal integrated trips that are flexibly designed according to time, space, and needs. With app-integrated routing and ticketing, the transaction costs of travel can be drastically reduced. Access to integrated data platforms can serve as an innovation booster and generate profits, possibly distributed across many parties.

Access to integrated mobility data and the provision of a vast opportunity space for shared mobility can fuel the Israel start-up economy.

Within the automotive industry in Israel, new start-ups in smart mobility spring up faster (13% annually) than those in autonomous mobility (10%) or electric mobility (7%)¹⁷. However, the smart mobility start-ups are more likely to rely on seed funding and have so far been less likely to make it to the revenue growth stage¹⁸. Access to an IDP may offer the potential to scale existing business ideas. Smart mobility start-ups would profit from an integrated data platform in the conventional sense of being able to make profits, and in the wider sense of making use of a powerful resource to explore new solutions, thus enabling innovation. The widest sharing of benefits, for both customers and companies, is achieved when returns are obtained as profits, not as data rents.

6. *Participation and Public Spaces – Consumers and Citizens*

Individuals have a two-fold interest in an integrated data platform for smart mobility. First, they would stand to benefit from most of the mobility services that make use of the integrated data platform. Seamless integrated transport facilitates the daily commute and, perhaps more importantly, trip chaining, possibly also addressing gender discrimination in today's transport system. Second, citizens may themselves make use of the integrated data platform, for example by computing relevant metrics at neighborhood scale and subsequently visualizing this information to lobby for modifications in street design or transport infrastructures. Well-designed access to high-quality data can (re-)empower individuals, turning them from pure consumers into active societal agents – citizens.

In the words of Malka Older¹⁹:

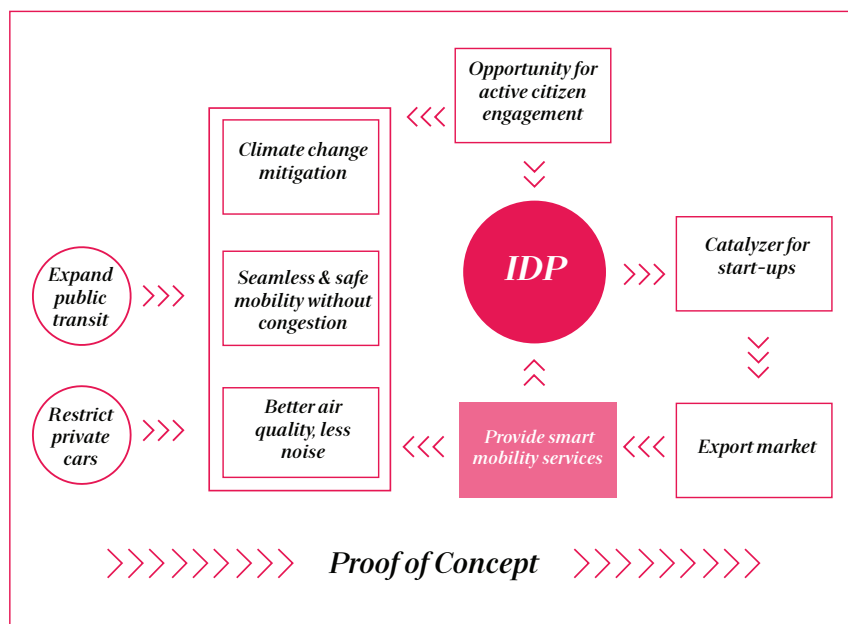
“[...] democracy was never supposed to be a perfect clockwork mechanism, functioning on its own while citizens went about their lives, mitigating with preternatural precision every failure of human nature. Democracy is about people actively engaging with the decisions of their government at every level. It requires creating the space and processes for that to happen, providing education to enable an informed citizenry and putting in place safeguards to prevent oppression by the majority – and then continuously improving and adjusting those components as society changes. In our technology-rich world, with a surplus of wealth and leisure time, we should have more opportunities to facilitate and extend democracy than ever before.”

Our mobility patterns concern our daily life, and active engagement by citizens with data will only help governments to find fitting solutions.

Our mobility patterns concern our daily life, and active engagement by citizens with data will only help governments to find fitting solutions. In turn, with the appropriate specifications, an IDP can serve to establish community data ownership, thus bringing economic rights to primary data providers and citizen groups, which in turn can support democratic functioning²⁰.

Figure 3 summarizes the benefits of an IDP for different stakeholders, and their interaction.

Figure 3. Benefits of an Integrated Data Platform



The central product of the IDP is the provision of smart and sustainable mobility services. Public benefits, such as seamless and uncongested mobility, are achieved through coordination with other policies, such as the expansion of public transit and the phasing out of private vehicles in inner cities. Start-ups would benefit from data access to provide better smart mobility solutions, which in turn increases the public benefits. Moreover, there is evidence that smart and sustainability mobility solutions work can help business to export those solutions worldwide. Citizens themselves may also get involved and help to design locally appropriate solutions by making use of the IDP and actively engaging with mobility governance.

7. *Characterizing an Integrated Data Platform [IDP]*

The IDP will be defined within two main design categories: 1) Data quality and quantity; and 2) Ownership and access rights; and by one key outcome category: 3) Value generation. Box 1 provides relevant definitions. Let us discuss each in turn, starting with the value generated, since the identification of a desirable outcome will also help to define the architecture of the IDP itself.

Box 1. Definitions

Integrated Data Platform (IDP): a framework and/or institutions where smart mobility data are integrated in order to serve various constituencies (public good, business, consumers, citizens) simultaneously.

Data Controller: the person or entity that exercises control over data and defines the purpose for and the manner in which data is processed.

Data Environment: the data environment is defined by four characteristics²¹: 1) the agents who have access to the data; 2) any other data to which the data can easily be linked (involving the degree of potential re-identification); 3) the governance of the data; and 4) the infrastructure used to store it, including hardware, representation languages and cybersecurity measures. Data may be held in a range of data environments – which together constitute a ‘data situation’. Data controllers need to be able to map and understand data environments and the data situation.

Data Trust: proven and trusted frameworks and agreements that will ensure that exchanges of data are secure and mutually beneficial. A data trust may include an IDP; an IDP may or may not be part of a data trust.

8. *Measuring Success*

Outcomes and value generated will depend on the use value for various constituencies and purposes, as outlined above for business, consumers and citizens, and governments and administration. Specific metrics are summarized in Table 2. Specific ex-post evaluation metrics could consider the additional value generated by applications building on the IDP data, and possibly even the number of start-ups emerging as a result of having access to an IDP. Second-order success metrics could register the export of products, since there is considerable demand for shared mobility applications worldwide.

Evaluation metrics for governments would center on macro-economic metrics, such as improved GDP and defensive health expenditure due to improved mobility and better air quality, as well as softer metrics, such as satisfaction with administrations and restored reputation and trust in public institutions.

Evaluation metrics for customers could take account of effective time saved in traffic and subjective improvements in happiness. Examples of successful participation through utilizing an IDP could be evaluated by monitoring citizen empowerment and trust in the government.

Table 2. Success Metrics for the Design of an Integrated Data Platform

	Metrics	Example
Innovation	<ul style="list-style-type: none"> • Number of start-ups • Export value generated • Counterfactual increase in profit margins 	Organizations that apply machine learning on integrated customer data outperform peers by 85% in sales growth and by more than 25% in gross margin ²²
Public Goods	<ul style="list-style-type: none"> • GDP improved due to better mobility and air quality • Planetary health 	The most ambitious shared mobility scenarios predict a reduction of congestion by 37%, of CO ₂ emissions by 34%, and the opening up of open spaces formerly used for parking ²³
Consumer Benefits	<ul style="list-style-type: none"> • Time saved in traffic • Reported subjective well-being 	Shared motorcycles in Jakarta provide a substantially improved commuter experience ²⁴
Operational Benefits	<ul style="list-style-type: none"> • Revenues or fees obtained from providing data access and services • Voluntary donations 	Wikipedia provides high value for users and is partially compensated by voluntary donations

9. *Measuring Costs and Risks*

Costs and risks include both the direct investments in an IDP as well the misuse of an IDP and undesirable second-order effects.

Direct costs include spending on personnel, server capacity and infrastructure, and other running costs, such as rents. A full business plan would need to be developed. Initial calculations for a 200m² office in a central location, five highly qualified data scientists, three contractual lawyers, and three management positions, as well as administrative support staff, plus server capacity and other infrastructure costs amount to about 12 million NIS annually.

Risks include the misuse of data, such as travel-route profiling of individuals and the commodification of data without consent; the development of an undesirable data monopoly and resulting antitrust concerns; and the abuse of integrated data for political purposes, especially, but not only, by authoritarian regimes. For example, if people feel and are constantly tracked in their movements, governments and business can easily socially control entire populations²⁵. The metric to maintain here is data privacy, i.e. the fundamental right of personal protection as related to data use. This is, however, not only about individual rights, but also about the potential for mass manipulation by algorithmic structures. Hence, the protection of autonomy may be the more encompassing notion to be aspired to.

With the advancement in the location tracking capabilities of mobile devices, data privacy and autonomy concerns are becoming more pressing. Location data is some of the most sensitive data being collected. A list of potentially sensitive professional and personal information includes the identity

With the advancement in the location tracking capabilities of mobile devices, data privacy and autonomy concerns are becoming more pressing. Location data is some of the most sensitive data being collected.

of the user, their home address, individual interests as well as significant events, such as participation in demonstrations or a visit to an abortion clinic or church. In fact, just four spatio-temporal points, approximate places and times, are enough to uniquely identify 95% of 1.5 million people in a mobility database – even when the resolution of the dataset is low²⁶. Therefore, even coarse or blurred datasets provide little anonymity.

One operational risk is that integrated data will be of questionable quality and not sought after by any constituency.

The above analysis of costs and benefits points in two different directions, highlighting, on the one hand, the need to provide high-quality data in large quantities that can be used by everyone, and on the other, the need to restrict and prohibit the use of personal data. However, even the risks can be turned into opportunities if data management translates into ownership consistent with broad participation and democratic engagement²⁷, greater trust, and transparent and smooth access to relevant data, where agreed upon, for government agencies and business. We will see below how this apparently hard trade-off may be solved, at least partially, by design principles and technological solutions.

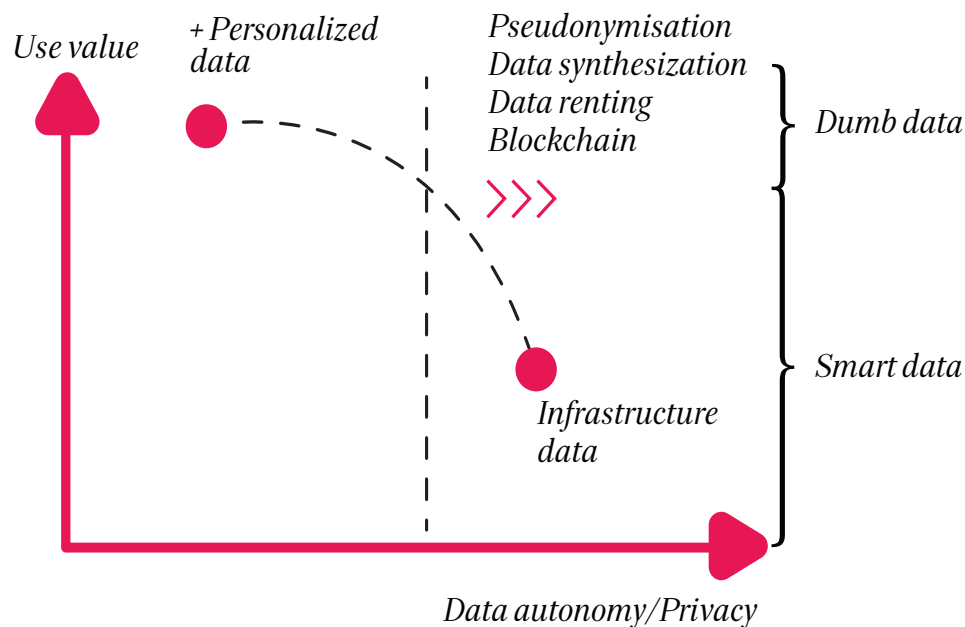
10. Data Quality and Quantity

In each case, proper access to large quantities of high-quality data is desirable. For innovation, a lot of high-quality data is desirable, where possible from various domains to open up a space for innovations whose potential may not yet have been identified. For example, a detailed online monitoring of general travel data, together with e-scooter-specific data, may enable e-scooter and other shared mobility data to optimally relocate vehicles, while also taking transaction costs into account.

Data for shared mobility include on the one hand data on infrastructures and transport networks, such as street maps, maps of street allocation for different modes, public transit stations and networks, settlement structure and population density, street connectivity, and the socio-economic characteristics of neighborhoods. On the other hand, they also include individual travel data, such as origin-destination matrices, individualized trip-chaining data, travel diaries, and use behavior of transport modes. They may even code implicitly or explicitly for purpose of travel. This is important for understanding the service quality underlying mobility and for developing new solutions.

The first kind of data – infrastructures – is mostly risk-free, insofar as personalized data are not involved. Exceptions are security considerations and the identification of vulnerable infrastructures. The second kind of data – personalized data – is subject to data protection laws and entails substantial risk of abuse, as well as the potential of self-enslavement to data technology. It is therefore crucial to maintain data privacy and autonomy.

Figure 4. Trade-off Between Use Value of Data and Data Sovereignty



Infrastructure data have use value without compromising user sovereignty. Personalized data add considerably to use value but can severely compromise data sovereignty. A focus on the most valuable personalized data can achieve most of the use value while maintaining most of the user data sovereignty.

The apparent trade-off between the use value of data and the maintenance of data autonomy is shown in Figure 4. The figure also indicates how the trade-off can be dealt with effectively. First, infrastructure data usually maintain data autonomy and can already generate some use value. Second, not all personalized data has the same value. Focusing exclusively on the most valuable data may maximize the benefit, while minimizing the loss of data privacy and data autonomy. Given that less may be more, it would make sense to collect only the most valuable personalized data in the first place. Additional

data could be designated as ‘dumb data’ and ignored (see Figure 4). This has the added benefit of reserving valuable server space and man-hours spent on data cleaning for the most valuable data, thus saving money and personnel resources.

Data controllers can also draw on technological options to minimize the trade-off. First, data can be de-identified, for example by separating location data from a person’s name and other unique person data. This could be taken as a first step, similar to the procedures adopted by TIMNA, the data science office of the Ministry of Health, to protect highly sensitive integrated health data. This is only a soft safeguard, however, as sophisticated programmers can often re-identify people.

Second, data statistics can be randomized and synthesized into new datasets with identical statistical information but synthetic identities. Such services are already delivered by a private company, MDClone, which offers a new healthcare data paradigm, enabling fast and direct access to healthcare data while fully protecting patients’ privacy. Using original datasets, MDClone’s Synthetic Data Engine creates anonymous data statistically identical to the original but with no actual patient information.

A third security mechanism is access via remote lock-in, not including data transfer. In this case, hybridizing with other data sources, which could help to re-identify persons, is blocked or requires an additional permission process.

All of these technological options expand the boundaries of the trade-off towards the most desirable outcome of high use value and minimal data privacy inference (see Figure 4). Altogether, a key design feature of an IDP is its level and quality of data preparation and protection.

11. Services Provided

An IDP also needs to be defined in terms of the services it can or should provide, for example with regard to:

- The level of access granted at different levels;
- Whether it stores data or serves as intermediary between data controller and beneficiary;
- Any role in acquiring data;
- The amount of data preparation and cleaning;
- The provision of ancillary services, such as standard AI tools for interested parties without own capacity.

12. Desirable Properties

Altogether, an integrated data platform may have the following desirable properties²⁸:

- a. **Transparent Interface:** Users need to be able to ascertain the existence, properties, and quality of the data in the first place.
- b. **Provenance:** Potential users need to be able to assess the quality of data by getting access to metadata about its provenance and other properties.
- c. **Access Controls:** Data controllers – managers of the IDP or third-party data controllers relying on the IDP as an interface – need to be able to retain control over who gets access. This can follow transparent rules, or individual negotiations, especially in a more decentralized data trust format. The liability for data protection breaches remains with the IDP or individual data controllers.

- d. **Access:** There must be mechanisms and tools for obtaining access to data. Access may be partial, and limited to synthetic data, or limited to data-renting formats. Access may also be conditional on, for example, contributing to the overarching goals of the IDP.
- e. **Identity Management:** The identity of those gaining access to data is tracked.
- f. **Audit:** A record of uses of data needs is stored subject to audit for compliance with legal requirements, ethical principles, and the mission of the IDP.
- g. **Accountability:** Data controllers and data users must both be held accountable in the case of data misuse.
- h. **Impact Analysis and Learning:** Use and value generated, but also misuse, must be recorded and evaluated to constantly improve the design of the IDP through iterative learning.

13. Ownership and Access Rights

Ownership and access questions constitute the fundamental governance domain of an IDP. Here it is important to recognize that ownership is a-priori an indeterminate term that does not specify the options that an owner has with respect to land/property. Different specifications are possible. Honoré identifies eleven possible characteristics of ownership²⁹:

1. The right to possess (exclusive physical control)
2. The right to use and access
3. The right to manage
4. The right to the income
5. The right to the capital (power to alienate or destroy)
6. The right to security (immunity from expropriation)
7. The incidence of transmissibility (heritage)
8. The incidence of absence of term (no expiration)

9. The duty to prevent harm
10. Liability to execution (forfeit interest in case of insolvency)
11. Residuary character (right to reversion of rights)

This insight opens up a space for highly differentiated considerations of ownership. For example, one party may possess and manage the data while other parties have limited or unlimited access rights. If the first party is also obliged to prevent harm but is excluded from the right to the income, an effective separation of regulatory power and commercial interests is ensured. Key design questions then revolve around who owns the data, who regulates it, and who has access and usage rights and to what degree. Technologies, such as a data renting, make it possible to expand the scope of different options.

Another question touches on the sourcing of data. Who brings the data in? Public institutions? Or private institutions as well? And what about data donations by interested citizens? And why should third parties share their data with an IDP in the first place?

Essentially, there are two data-sourcing paradigms. The first could be labeled: barter and negotiate. In this paradigm, the IDP negotiates with third parties on conditions and possibilities of data exchange and acquisition. The second could be labeled: regulate and govern. In this paradigm, an IDP is simultaneously an effective regulator and provides, for example, licenses for shared mobility conditional on data sharing and, possibly, sharing services that improve the larger public good in some to-be-defined sense.

Let's now break these considerations down into specific governance options and design solutions.

Key design questions then revolve around who owns the data, who regulates it, and who has access and usage rights and to what degree. Technologies, such as a data renting, make it possible to expand the scope of different options.

14. *Governance Options and Design Solutions*

Governance options include market-based solutions (laissez-faire; monopoly), private-public interface (regulated market), an aggregating governance agency, and solutions in a third domain (data trust; decentralized data) (see Table 3). All of them could be realized but they differ in key ways.

Laissez-faire and monopoly are two private sector-oriented data governance options. These are very important benchmark options as one of them will arise by default if there is no dedicated initiative to bring data governance into the public space or organize it as a commons. There are clear advantages to these options. They bring the private-sector expertise in delivering solutions for consumers to the forefront. However, it is not unlikely that laissez-faire will transform into the monopoly or an oligopoly option, as working with hybrid big data and machine learning requires substantial capital investment beyond the capacity of smaller companies, at least when delivered as a whole portfolio of solutions. The laissez-faire option has the added advantage of enabling further experimentation by start-ups and bigger companies alike. Both options are, however, deeply problematic. Private companies have few incentives to deliver solutions that benefit the public good, even when they claim to have green, smart, or sustainable credentials. Equally problematic is the fact that both options will keep data in a proprietary format, stymying the generation of new business opportunities and sustainability solutions by new market entrants or interested parties. In this case, companies will aggregate data, sell some of the data at their discretion, and gather high data rents, which in turn stifles

innovation by other actors. In some cases, data will be withheld, and even government agencies won't be able to buy data that would be useful for designing public policies (for example, Google withholds data from the Ministry of Transport that would be useful for reducing congestion). Proprietary data will serve their holders, not the public.

A second array of options entails a higher degree of involvement by the government. This can happen via a regulated market or a central government agency that aggregates the data. In the 'regulation' option, the government could mandate data-sharing arrangements and also prohibit the formation of a data rent-seeking monopoly. A disadvantage is that the regulator is often years behind in terms of technological development and may be challenged to dynamically design the best regulation for rapidly changing contexts.

A central government agency can aggregate all relevant data and utilize it, in principle, for the public good. As part of a large bureaucracy it may, however, be less well positioned to develop solutions that serve the users of smart mobility. Depending on the specific institutional setting, it is also not clear whether the organizational mindset is appropriate to delivering solutions such as easy access to the IDP for start-ups or measures to reduce congestion and improve mobility. Another key concern is data security and the potential for abuse by an authoritarian surveillance apparatus.

A data trust or foundation could help to ensure that an IDP serves the wider public good and is used appropriately. Data trusts are "proven and trusted frameworks and agreements" that will "ensure exchanges [of data] are secure and mutually beneficial" by promoting trust in the use of data³⁰. They are

supposed to “provide ethical, architectural and governance support for trustworthy data processing”³¹. Data trusts are motivated by the understanding that data protection laws are formalistically narrow and insufficient to build trust between agents and institutions working with or being the subject of data. Data trusts are frameworks that are intended to overcome the lack of trust, but do not require any new legal action. So far, a data trust has not been considered for the case of smart mobility, even though it could deliver multiple benefits.

As its central feature, the data trust would operate as an independent not-for-profit entity – neither public nor private – with a clear mission. The mission would be decided by a governing board of relevant stakeholders and could include serving the specific goals of combatting congestion, planning for low-carbon and highly accessible urban infrastructures, and providing data access for start-ups. It could also provide technical (machine learning) expertise for public entities, such as municipal governments, that seek to make use of the data to enhance the provision of public goods. The data trust’s mission could also be to specify limits to data aggregation and a stringent securitization of the data, e.g. by de-identifying data or resampling data to synthetic formats, and by data-renting formats. Ideally, it would be run like a private business but with the goals of a public agency. A data trust could also contribute to co-design with citizens and data-sharing formats, e.g. by enabling citizens from specific districts to help design their district based on existing data, and, possibly, by integrating new data provided by citizens.

A data trust does not have to be an IDP (see Box 1). For example, a data trust could be an institution that manages metadata (which controls what quality of data, including its provenance) and data-sharing tools, thus acting as an intermediary between data controllers and beneficiaries³².

A last design solution is decentralized and based on blockchain technologies. Blockchains may be the best solution in cases where either the capacity for or trust in an integrated data platform is lacking, possibly in large parts of the world³³. Via smart contracts, blockchains would guarantee trusted and safe interaction and payments for smart mobility. Via distributed ledgers – i.e. communication protocols that enable administratively decentralized, replicated databases – cryptographic security, auditability, and automation of business processes can all be guaranteed. A global blockchain infrastructure for shared mobility could be built on Linux open-source Hyperledger project³⁴. Because of the resulting very low transaction costs and high degree of trust, a blockchain-based approach to shared mobility could unleash a wide variety of new business opportunities and solutions.

A key question is whether decentralized blockchain technologies can also deliver public goods and other IDP goals. In a direct way, the answer is negative, since data-based solutions based on data integration are not possible. However, there are two ways in which blockchains could still be compatible with the goals of reducing congestion and improving air quality. First, individual users could voluntarily share their personal data for specific purposes, also via blockchain technologies (data donations), or sell the data individually and in various formats to private enterprises. Second, distributed ledgers might also contain information on time, location, situation, and vehicle, thus coding for congestion, fuel quality, CO₂ emissions, and other issues of public interest. Payment transactions could consider these properties, and protocols could be designed to ensure that economic incentives align with the provision of public goods. This solution would require considerable development in blockchain technologies as well as extensive policy-making, in order to integrate all mobility users into the decentralized system.

Table 3. Six Governance Options for an IDP for Smart Mobility Data

	Laissez-faire	Monopoly	Regulated market	Data trust/ Foundation	Government agency	Decentralized data
Description	Business and actors are left to explore options themselves. Everything goes that does not explicitly contradict existing laws	A monopolist sucks up all relevant data and uses them for rent generation	Smart mobility data is left in the hands of businesses but their use and exchange is regulated	An independent foundation is established that has a mandate to govern big data on smart mobility for the public good	A government agency manages and controls critical smart mobility data	Data are transferred decentrally with blockchain technologies; regulating agency maintains standards and open access
Benefits	Wide open space for experiments; unforeseen benefits may emerge	Data are integrated and can fully realize their potential	Realizable system-wide mobility benefits (less congestion, more access, etc.); sustainability possible	Data integrated; Data governance detached from profit-/power-seeking; trustworthy non-self-interested actors may find it institutionally easier to integrate data	Data integrated; access possible by other government departments to provide public goods	Data are secure; flexible entry of market participants; data can be shared flexibly and in trusted formats; few requirements regarding formal institutions and thus attractive solution where governance is weak
Risks/ disadvantages	Mostly commercial; individual personalized data are not always relevant for the objective of promoting sustainability	All other actors are excluded; abuse of power likely	If badly regulated it could stifle start-ups; regulation is slow and can stymie innovation and solutions	Could become an empty or mismanaged shell	Depends on the mandate of the agency; data abuse possible	Data are not integrated centrally; technologies to enable public good provision not yet developed
Feasibility	High	Plausible	Requires effort but can be done	Plausible	Plausible	Plausible
Example	Let e-scooters off the chain	Google or Uber acquire critical local companies, use data and size advantage to squeeze out competitors	Data sharing between companies and agencies becomes mandatory within specific limits and specified compensation schemes; e-scooters are banned from sidewalks and cars from parking on-street;	A small municipality without its own data-scientific resources asks for help from a foundation to optimize local public transit	Ayalon Highway Ltd. becomes the de facto clearing house for smart mobility data	Commuterz is a start-up that provides blockchain solutions for car-pooling for otherwise non-trusting entities. specific opportunities for exporting blockchain infrastructures to low-income countries and cities with a less incumbent legacy system
What to do to get there	Nothing, it happens on its own	Could also happen on its own	Coordinate and implement smart mobility governance among state-wide and urban ministries and agencies	Institution building	Empower a government agency	Support interventional pilot programs; fund technology-based research

The various options for an IDP may appeal to different audiences. To avoid gross misuse and enable free market entry for start-ups, some public action should be implemented to provide an IDP as a service to various constituencies. This could happen under a regulatory regime, a government-controlled IDP, or via a data trust.

The experience of Alphabet's Sidewalk Labs is instructive here. Sidewalk Labs was developing a waterfront city district in Toronto, Canada, engineering the new district with all kinds of smart data. Before the project was cancelled due to the Covid-19 pandemic, the main obstacles to its advancement were that residents did not trust the company and the municipality did not have the capacity to govern the data interface itself. A data trust would solve this conundrum. As a non-interested institution, trusted with the data of the new district's residents and infrastructure, it could serve as an interface between the company, the municipality, users and citizens.

The various options for an IDP may appeal to different audiences. To avoid gross misuse and enable free market entry for start-ups, some public action should be implemented to provide an IDP as a service to various constituencies. This could happen under a regulatory regime, a government-controlled IDP, or via a data trust.

15. Policy Action Towards Designing an Integrated Data Platform

For the smart mobility ecosystem in Israel, the following next steps are recommended towards implementing an IDP.

First, an expert workshop with practitioners engaged in similar efforts should be held. That could involve data engineers from places where considerable work is being done to develop IDPs for smart mobility or similar projects, e.g. from Los Angeles, New York, Helsinki, London, and Berlin. It would also integrate the substantial technical expertise already existing in the Israeli ecosystem, for example in the design of synthetic data (MDClone) or the use of blockchains in car-sharing (commuterz.io). The goal of the workshop should be to evaluate different design options and bring further technical expertise on board.

Second, smart-mobility data providers and users should be invited to a stakeholder workshop to present several IDP scenarios and flesh out opportunities and risks. Mechanisms for generating trust and serving diverse interests should also be discussed. The goal should be to identify conditions for participation and preferred design options and generate buy-in from stakeholders of the planned IDP. The design of this workshop calls for a high degree of political sensitivity to ensure that the various interests are successfully navigated.

Third, a founding document of the IDP should be written that reflects the evaluation criteria and the feedback from the two workshops. This document should reflect design principles and goals that are permanent. And it should also specify technical rules and implementation processes that are subject to learning and will change with experience.

Fourth, a pilot that is intended to be scaled up towards an IDP should be implemented. A pilot would enable rapid learning and make the best use of the scarce time to deliver on the IDP. The pilot could, for example, provide synthetic data based on the statistics of several existing datasets and, as an open-access resource intended for use by start-ups, established business, research and administrations, it could evaluate the use of this data. The pilot could also aim to specify the data qualities most useful for policies, underpinning the reduction of congestion (the “going green”/“alternative” program³⁵). In the meantime, the funding, location, and design of the IDP could be worked out in detail and implemented.

A governance board for the IDP should reflect the diversity of its stakeholders and guard the foundational document of the IDP. The IDP should operate as an actively learning institution that continually learns from its shortcomings. An active collaboration with similar institutions and attempts in other countries could successfully leverage the full potential of an IDP, especially if resources are limited.

While one of the IDP’s goals is to allow new start-ups thrive in the ecosystem provided by access to data, through fostering start-ups as an export product, the IDP may itself become a model to be emulated in other countries and offer its services in institutional data governance.

16. References

1. Creutzig, F., Franzen, M., Moeckel, R., Heinrichs, D., Nagel, K., Nieland, S., & Weisz, H. (2019). Leveraging digitalization for sustainability in urban transport. *Global Sustainability* 2, e14, 1-6.
2. Noy, K. & Givoni, M. (2018). Is 'smart mobility' sustainable? Examining the views and beliefs of transport's technological entrepreneurs. *Sustainability* 10, 422.
3. Ibid.
4. Ben-David, D. (2018). Overpopulation and demography in Israel. Shores Institute for Socioeconomic Research. Retrieved from <http://shores.institute/policy-brief-eng-overpopulation.pdf>.
5. TomTom. (2018). Traffic Index 2018. Retrieved from https://www.tomtom.com/en_gb/traffic-index/ranking/.
6. OECD. (2019). Assessing incentives to reduce traffic congestion in Israel. Retrieved from https://issuu.com/oecd.publishing/docs/optimised_israel_congestion_brochure_high_res__pri.
7. Mattauch, L., Ridgway, M. & Creutzig, F. (2016). Happy or liberal? Making sense of behavior in transport policy design. *Transportation Research Part D: Transport and Environment* 45, 64-83.
8. Ben-David, D. (2018). Overpopulation and demography in Israel. Retrieved from <http://shores.institute/policy-brief-eng-overpopulation.pdf>.
9. Israel Ministry of Environmental Protection. (2012). חישוב העלויות החיצוניות של זיהום אוויר מתחבורה ומתעשייה בישראל (Calculating the external cost of air pollution from transportation and industry in Israel). Retrieved from http://www.sviva.gov.il/subjectsenv/svivaair/documents/airexternalcost/airnirb_1.pdf.

10. Ginsberg, G. M., Kaliner, E. & Grotto, I. (2016). Mortality, hospital days and expenditures attributable to ambient air pollution from particulate matter in Israel. *Israel Journal of Health Policy Research* 5, 51.
11. Moshe, S., Greenberg, N., Sarnat, J. A., Johnson, B. A. & Rudich, Y. (2015). A retrospective cross-sectional study of traffic-related air pollution and asthma prevalence among young adults in Israel. *European Respiratory Journal* 46, PA3400.
12. Gitelman, V., Balasha, D., Carmel, R., Hendel, L. & Pesahov, F. (2012). Characterization of pedestrian accidents and an examination of infrastructure measures to improve pedestrian safety in Israel. *Accident Analysis & Prevention* 44, 63-73.
13. Mattauch, L. et al. (2019). Antworten auf zentrale Fragen zur Einführung von CO₂ Preisen (Answers to key questions on the introduction of CO₂ prices). Retrieved from <https://zenodo.org/record/3644498>.
14. DeFries, R. S. et al. (2019). The missing economic risks in assessments of climate change impacts. Retrieved from <http://www.lse.ac.uk/granthaminstitute/wp-content/uploads/2019/09/The-missing-economic-risks-in-assessments-of-climate-change-impacts-2.pdf>.
15. Creutzig, F. & He, D. (2009). Climate Change Mitigation and Co-Benefits of Feasible Transport Demand Policies in Beijing. *Transportation Research Part D: Transport and Environment* 14(2), 120-131.
16. McKinsey. (2017). Capturing value from your customer data. Retrieved from <https://www.mckinsey.com/business-functions/mckinsey-analytics/our-insights/capturing-value-from-your-customer-data>.
17. Bernhart, W. & Ernst, C.-S. (2018). Israel's automotive and smart mobility industry: Electrified, autonomous and intelligent. Retrieved from https://www.rolandberger.com/publications/publication_pdf/roland_berger_israel_automotive_and_smart_mobility_final_131216.pdf.
18. Ibid.

19. Older, M. (2019). The United States Has Never Truly Been a Democracy. The New York Times. Retrieved from <https://www.nytimes.com/2019/10/24/opinion/democracy-electoral-college.html?emc=rss&partner=rss>.
20. Singh, P. J. & Vipra, J. (2019). Economic Rights Over Data: A Framework for Community Data Ownership. *Development* 62, 53-57.
21. O'hara, K. (2019). Data Trusts: Ethics, Architecture and Governance for Trustworthy Data Stewardship. Retrieved from https://eprints.soton.ac.uk/428276/1/WSI_White_Paper_1.pdf.
22. McKinsey. (2017). Capturing value from your customer data. Retrieved from <https://www.mckinsey.com/business-functions/mckinsey-analytics/our-insights/capturing-value-from-your-customer-data>.
23. International Transport Forum. (2017). Shared Mobility Simulations for Helsinki. Retrieved from <https://www.itf-oecd.org/sites/default/files/docs/shared-mobility-simulations-helsinki.pdf>.
24. Suatmadi, A. Y., Creutzig, F. & Otto, I. M. (2019). On-demand motorcycle taxis improve mobility, not sustainability. *Case Studies on Transport Policy* 7(2), 218-229.
25. Creemers, R. (2018). China's Social Credit System: An Evolving Practice of Control. Retrieved from <https://papers.ssrn.com/abstract=3175792>.
26. de Montjoye, Y.-A., Hidalgo, C. A., Verleysen, M. & Blondel, V. D. (2013). Unique in the Crowd: The privacy bounds of human mobility. *Scientific Reports* 3, 1376.
27. Singh, P. J. & Vipra, J. (2019). Economic Rights Over Data: A Framework for Community Data Ownership. *Development* 62, 53-57.
28. O'hara, K. (2019). Data Trusts: Ethics, Architecture and Governance for Trustworthy Data Stewardship. Retrieved from https://eprints.soton.ac.uk/428276/1/WSI_White_Paper_1.pdf.
29. Honoré, A. M. (1961). Ownership. in Guest, A. G. (ed.), *Oxford Essays in Jurisprudence*, Oxford: Oxford University Press, 107-147.

- ^{30.} Hall, W. & Pesenti, J. (2017). Growing the artificial intelligence industry in the UK. Retrieved from https://assets.publishing.service.gov.uk/government/uploads/system/uploads/attachment_data/file/652097/Growing_the_artificial_intelligence_industry_in_the_UK.pdf.
- ^{31.} O'hara, K. (2019). Data Trusts: Ethics, Architecture and Governance for Trustworthy Data Stewardship. Retrieved from https://eprints.soton.ac.uk/428276/1/WSI_White_Paper_1.pdf.
- ^{32.} Ibid.
- ^{33.} Herko, S. (2019). A Blockchain Infrastructure for Transportation in Low Income Country Cities, and Beyond. *Journal of British Blockchain Association* 2(2), 10235.
- ^{34.} Ibid.
- ^{35.} Cohen-Blankshtain, G., Bar-Gera, H. & Shiftan, Y. (2019). From Congestion Tolls to Positive Incentives: Overcoming the Political Barrier. *Transportation Research Board 98th Annual Meeting*, 2019, 18p.



Israel Public Policy Institute (IPPI)

The Israel Public Policy Institute (IPPI) is an independent non-profit policy think-tank and a multi-stakeholder dialog platform. Through its research activities and programs, IPPI contributes to the ideational renewal of public policy, developing new ways to address the transformation processes and challenges that are shaping the face of our societies in the 21st century. Based in Tel Aviv with representations in Berlin and New York, IPPI works with a global network of actors from government, academia, civil society, and the private sector to foster international, multi-sector, and interdisciplinary cross-pollination of ideas and experiences.

Institute for Advanced Sustainability Studies (IASS) e.V.

The Institute for Advanced Sustainability Studies (IASS) conducts research with the goal of identifying, advancing, and guiding transformation processes towards sustainable societies. Its research practice is transdisciplinary, transformative, and co-creative. The institute cooperates with partners in academia, political institutions, administrations, civil society, and the business community to understand sustainability challenges and generate potential solutions.

Heinrich Böll Stiftung Tel-Aviv (HBS Tel Aviv)

The Heinrich Böll Foundation is an independent global think-and-do-tank for green visions. With its international network of 33 international offices, the foundation works with well over 100 project partners in more than 60 countries. The foundation's work in Israel focuses on fostering democracy, promoting environmental sustainability, advancing gender equality, and promoting dialog and exchange of knowledge on public policy issues between experts and institutions from Israel and Germany.

Policy Brief

September 2020

DOI: [10.2312/iass.2020.029](https://doi.org/10.2312/iass.2020.029)

Heinrich Böll Stiftung Tel Aviv

Address: Har Sinai St. 1

6581601, Tel Aviv, Israel

E-Mail: info@il.boell.org

Website: www.il.boell.org

Israel Public Policy Institute (IPPI)

Address: Hapelech St. 7

6816727, Tel Aviv, Israel

E-Mail: office.israel@ippi.org.il

Website: www.ippi.org.il

Institute for Advanced Sustainability Studies e.V.

Address: Berliner St. 130

14467 Potsdam, Germany

E-Mail: media@iass-potsdam.de

Website: www.iass-potsdam.de/en